



User Manual

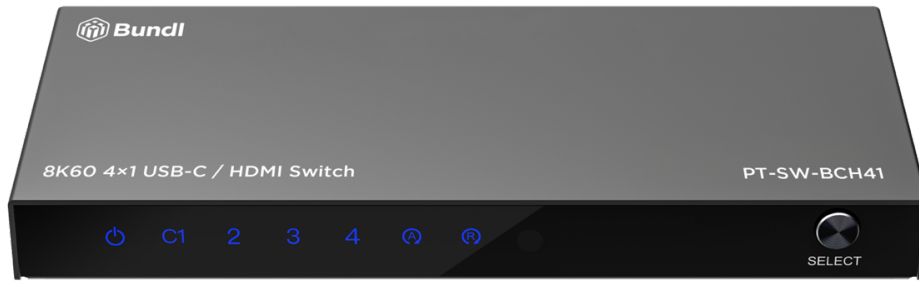
# 8K60 USB-C and HDMI Switcher with Audio De-Embed

PT-SW-BCH41

## Contents

What's included.....	3
Introduction.....	3
Standards & Compliance .....	3
Features .....	4
Specifications .....	5
Connections and Diagnostics.....	6
Remote Control .....	6
Front and Rear Panel.....	6
Application Diagram .....	7

## What's included



Q.1 8K60 4x1 USB-C and HDMI Switch



Q.1 USB-A to USB-C power cable  
with power adapter block



Q.1 Remote control

## Introduction

The Bundl 8K60 4x1 USB-C and HDMI switch provides the two most popular connections into one compact but powerful switch. One 8K60 USB-C input, along with three 8K60 HDMI inputs brings you flexibility and comprehensive connectivity at 8K60 resolutions. Our 8K60 4x1 USB-C and HDMI switch is compatible with HDR10+ and Dolby Vision. The front panel offers clear diagnostics of selected input, along with a local input button accompanied by an infrared remote with discrete input choices.

Enjoy hassle-free operation with three different switching modes:

1. Manual Port Switching: Enables you to manually select your source with easy-to-use panel button.
2. Remote Control Switching: Enables you to control the switch at a distance.
3. Automatic Port Switching: Enables your most recently activated video source to be displayed automatically.

And it also features the Automatic and Manual Switching mode change function and IR receiver on/off function via long press the switch button for 3 and 6 seconds to meets customers' needs. And it affords a USB-A and USB-C port for charging which need power supply below 4.5watt (5V 0.9A) max each using the charging port.

## Standards & Compliance



## Features

- HDMI Stylish switches with manual port switching / automatic port switching, manual switching and automatic switching mode can be changed to another via long press the selector button for 3-5 seconds or press the “AUTO” button to change the states directly.
- 1 X USB-C input and 3 x HDMI
- Full 3D video format
- High resolution up to 8K@60Hz 4:4:4, 4K@120Hz and 1080P@240Hz
- Thunderbolt 3 for USB-C input
- DP1.4 alt mode for USB-C input
- HDCP 2.3, and back compatible with the HDCP2.2 and HDCP1.4
- High Dynamic Range (HDR) video pass-through, such as HDR10/HDR10+/Dolby vision etc.
- VRR (Variable Refresh Rate), ALLM (Auto Low-latency Mode), and QFT (Quick Frame Transport) function
- Built-in Equalizer, Re-timing and Driver
- Consumer Electronics Control
- IR receiver on/off function via long press the selector button for 6 seconds or press the IRA button to control the function on/off, turn on the IR receiver function for normal use and turn off the IR receiver function to avoid the unwished remote control the switch for using the same Infrared code
- Uncompressed audio such as LPCM
- DTS, Dolby Digital (including DTS-HD Master Audio™ and Dolby TrueHD)

## Specifications

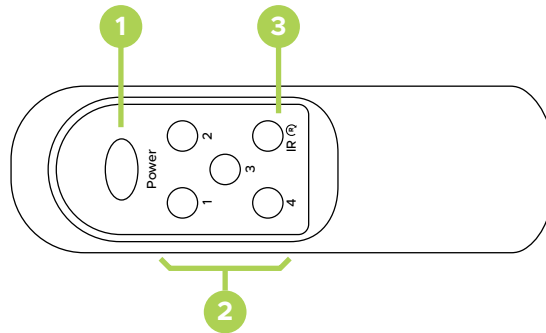
<b>Standards &amp; Compliance</b>	
Signal Standards	HDMI 2.1, USB 3.0, DP-Alt Mode
Regulatory Certifications	CE, FCC, RoHS
<b>Connector Types</b>	
HDMI Inputs	3 × HDMI IN (Type A, 19-pin female)
HDMI Outputs	1 × HDMI OUT (Type A, 19-pin female)
USB Input	1 × USB IN (USB-C)
<b>Performance</b>	
Max Video Resolution	8K60 (4:4:4)
Color Space	RGB
Dynamic Metadata Support	HDR10+, HDR10, Dolby Vision, HLG
MTBF	50,000 hours
HDMI Audio Format	PCM, Bitstream, Dolby, DTS, DSD
ESD Protection	EN61000-4-2 Standard
<b>Communications &amp; Control</b>	
Control Ports	Front panel toggle button
IR Remote	Handheld IR remote (built-in IR receiver)
<b>Power</b>	
Power Input	USB-C power adapter (not included)
Power Supply	DC 5V/2A
Power Consumption	4W (max)
<b>Environment</b>	
Operating Temperature	32 to 122°F / 0 to 50°C
Storage Temperature	14 to 140°F / 10 to 60°C
Relative Humidity	5 to 80% RH (no condensation)
<b>Enclosure</b>	
Product Dimensions (W × D × H)	5.3 in x 2.3 in x 0.7 in (136mm × 60mm × 17mm)
Weight	0.36 lbs (156g)
<b>Warranty</b>	
Parts	1 year
Labor	1 year

Note: Specifications are subject to change without notice.



## Connections and Diagnostics

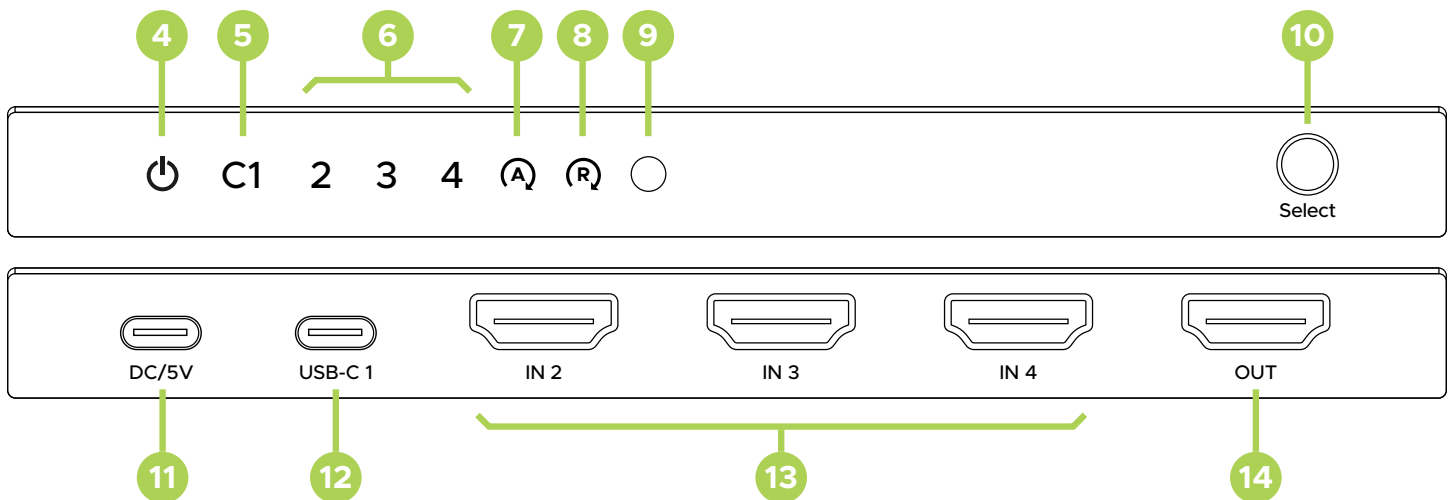
### Remote Control



Remote Control Size: 5.06 x 1.57 x 0.7in (128.5 x 40 x 17.5mm)

1. Power: Pressing to turn on/off the switcher
2. 1-4: Pressing the number to select the input source accordingly
3. IR <sup>®</sup>: Pressing to turn on/off the IR receiver function if the switcher IR mode LED indicator, on is in normal IR receiver mode, off is in no IR function mode.

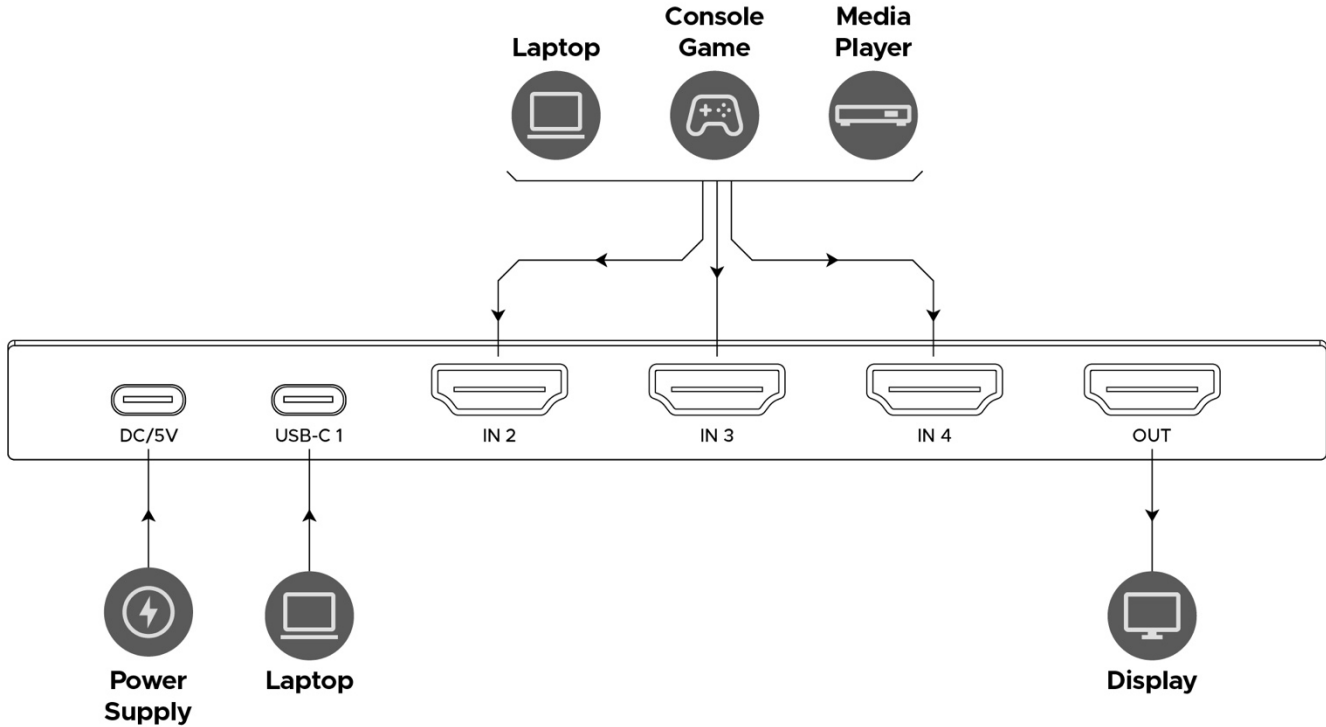
### Front and Rear Panel



4. : Power LED Indicator
5. USB-C1: USB-C Input1 LED Indicator
6. IN2/3/4: HDMI Input2/3/4 LED Indicator
7. AUTO: Auto Mode LED Indicator,  
ON is In Automatic Switching Mode  
OFF is in Manual Switching Mode
8. IR: IR Mode LED Indicator,  
ON is in normal IR receiver Mode  
OFF is in no IR Function Mode
9. IR: IR Receiver Port for Remote Control

10. SELECT: Select Input Port Button
11. DC/5V: DC 5V USB-C Power In Port
12. USB-C1: USB-C Input Port
13. IN2/3/4: HDMI IN2/3/4 Input Port
14. OUT: HDMI Output Port

## Application Diagram



Dolby is a trademark of Dolby Laboratories.

The Adopted Trademarks HDMI, HDMI High-Definition Multimedia Interface, and the HDMI Logo are trademarks or registered trademarks of HDMI Licensing Administrator, Inc. in the United States and other countries.

All other trademarks, registered trademarks, or service marks are the property of their respective owners.

For further information,  
contact [support@bundltech.com](mailto:support@bundltech.com)



© 2025 Bundl. Bundl, the Bundl logo, and other Bundl marks are owned by Bundl and may be registered trademarks. All other trademarks are the property of their respective owners. Bundl assumes no responsibility for any errors that may appear in this publication. Product, pricing, and feature information contained herein are subject to change without notice.