



User Manual

# 8K60 3×1 HDMI Switch

PT-SW-BH31HP

## Contents

Package Contents.....	3
Introduction.....	3
Standards & Compliance .....	3
Features .....	3
Specifications .....	4
Connections and Diagnostics.....	5
Top Panel.....	5
Front Panel.....	5
Rear Panel.....	5
Application Diagram .....	6

## Package Contents



Q.1 8K60 4x1 Switch

## Introduction

Get cleaner setups and effortless switching with the 8K60 3x1 HDMI Switch, designed to connect up to three HDMI devices to a single display with full support for today's highest quality video and audio formats. Power is supplied through any connected HDMI source, eliminating the need for a separate power adapter and keeping your workspace or entertainment area clutter-free. Enjoy stunning clarity and vibrant color with support for 8K60, HDR, HDR10, HDR10+, and Dolby Vision – plus immersive surround sound formats such as Dolby Atmos. Whether you're gaming, streaming, or watching movies, every source delivers smooth, detailed, and vivid playback. Compact, reliable, and ideal for tight spaces or setups without accessible power, the 8K60 3x1 HDMI Switch keeps your devices connected and ready with clean cable management and easy plug-and-play operation.

## Standards & Compliance



## Features

- Works with 8K60 Displays
- Connect up to three 8K60 HDMI Devices
- HDR10+ & Dolby Vision Dolby Atmos Audio passthrough
- No External Power Required - Powered from any HDMI connector
- Compact, Plug-and-Play Setup

## Specifications

<b>Standards &amp; Compliance</b>	
Signal Standards	HDMI 2.1
HDCP	HDCP 2.3
Regulatory Certifications	CE, FCC, RoHS
<b>Connector Types</b>	
HDMI Inputs	3 × HDMI IN (Type A, 19-pin female)
HDMI Outputs	1 × HDMI OUT (Type A, 19-pin female)
<b>Performance</b>	
Max Video Resolution	8K60 (4:4:4)
Color Space	RGB
Color Depth	10-bit, 12-bit
Dynamic Metadata Support	HDR10, HDR10+, Dolby Vision, HLG
MTBF	60,000 – 120,000 hours
HDMI Audio Format	PCM, Bitstream, Dolby, DTS, DSD
<b>Communications &amp; Control</b>	
Control Ports	Connected toggle button
<b>Power</b>	
Power Input	19-pin HDMI connector
Power Supply	DC 5V/2A
Power Consumption	2W (max)
<b>Environment</b>	
Operating Temperature	5 to 131°F / -15 to 55°C
Storage Temperature	5 to 131°F / -15 to 55°C
Relative Humidity	5 to 80% RH (no condensation)
<b>Enclosure</b>	
Product Dimensions (W × D × H)	3.4 in × 1.9 in × 0.87 in (87mm × 47mm × 22mm)
Weight	0.42 lbs (190g)
<b>Warranty</b>	
Parts	1 year
Labor	1 year

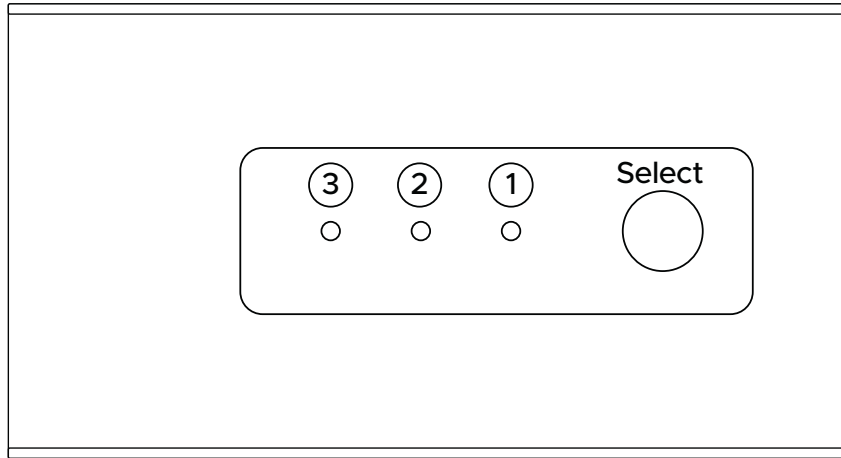
Note: Specifications are subject to change without notice.



## Connections and Diagnostics

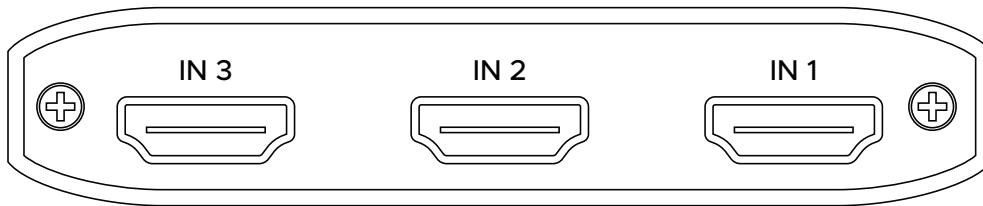
### Top Panel

Three Diagnostic LEDs and Toggle Input Selector Button



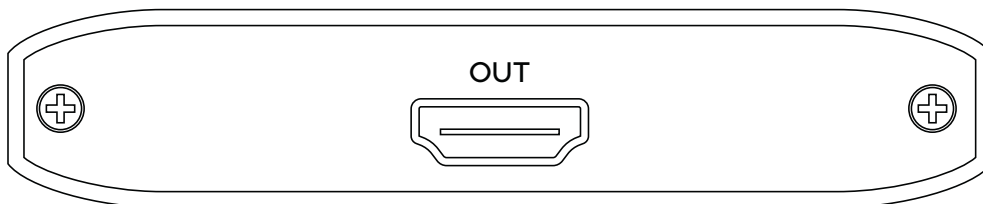
### Front Panel

Three HDMI Input connectors. All can accept power to operate the switch.

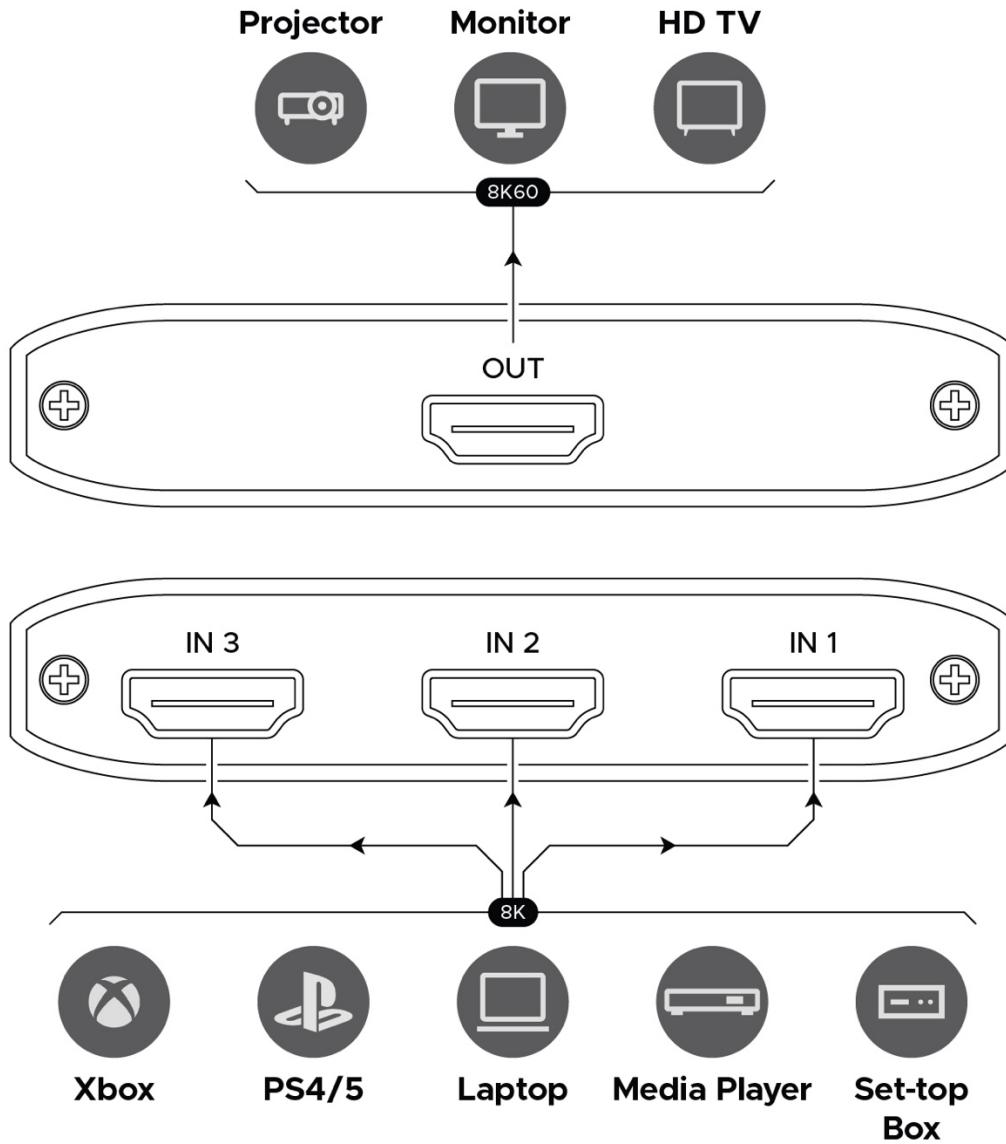


### Rear Panel

One HDMI Output connector. Output can accept power to operate the switch.



## Application Diagram



For further information,  
contact [support@bundltech.com](mailto:support@bundltech.com)



© 2025 Bundl. Bundl, the Bundl logo, and other Bundl marks are owned by Bundl and may be registered trademarks. All other trademarks are the property of their respective owners. Bundl assumes no responsibility for any errors that may appear in this publication. Product, pricing, and feature information contained herein are subject to change without notice.